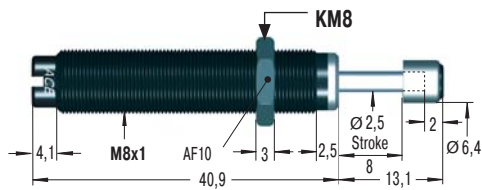
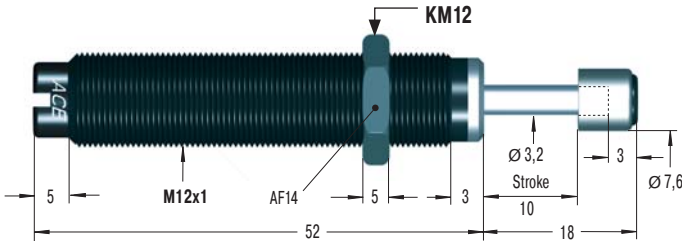


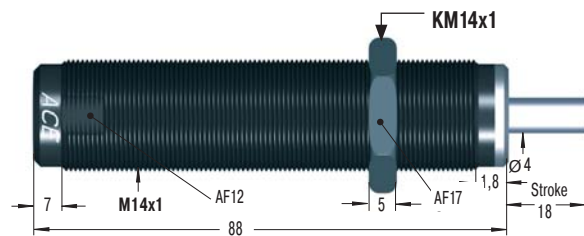
### MC30M Thread Size M8x1



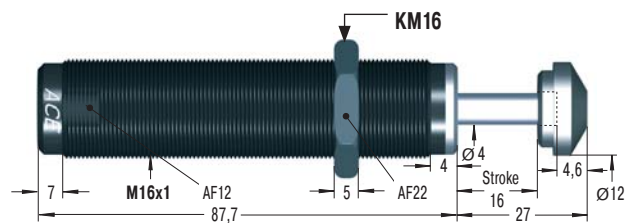
### MC75M Thread Size M12x1



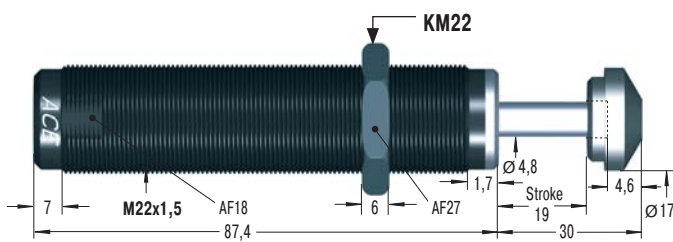
### SC190ME-4-1911 Thread Size M14x1



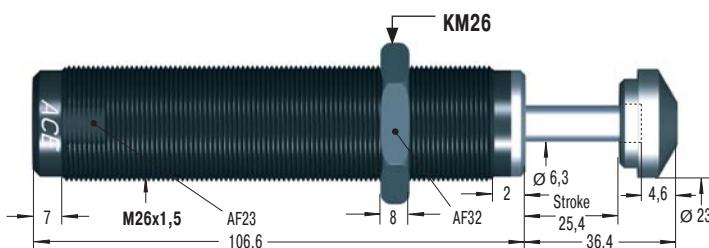
### SC190M-x-2163 Thread Size M16x1



### SC300M-x-2162 Thread Size M22x1,5



### SC650M-x-2161 Thread Size M26x1,5



## Capacity Chart

Type Part Number	Max. Energy Capacity		<sup>1</sup> Effective Weight me		Min. Return Force N	Max. Return Force N	Rod Reset Time s	<sup>1</sup> Max. Side Load Angle °	Weight kg
	W <sub>3</sub> Nm/Cycle	W <sub>4</sub> Nm/h	me min. kg	me max. kg					
MC30M-1	3,5	5 600	0,4	1,9	2	6	0,3	2	0,01
MC30M-2	3,5	5 600	1,8	5,4	2	6	0,3	2	0,01
MC30M-3	3,5	5 600	5	15	2	6	0,3	2	0,01
MC75M-1	9	28 200	0,3	1,1	4	9	0,3	2	0,03
MC75M-2	9	28 200	0,9	4,8	4	9	0,3	2	0,03
MC75M-3	9	28 200	2,7	36,2	4	9	0,3	2	0,03
SC190ME-4-1911	25	34 000	23	102	4	9	0,25	5	0,08
SC190M-2-2163	25	34 000	3,6	18	4	9	0,25	5	0,08
SC190M-3-2163	25	34 000	9	45	4	9	0,25	5	0,08
SC300M-2-2162	33	45 000	4,5	27	5	10	0,1	5	0,11
SC300M-3-2162	33	45 000	14	82	5	10	0,1	5	0,11
SC650M-2-2161	73	68 000	23	136	11	32	0,2	5	0,39
SC650M-3-2161	73	68 000	68	408	11	32	0,2	5	0,39

<sup>1</sup> Calculation of the effective weight (me) see ACE Main Catalogue, pages 13 to 15.