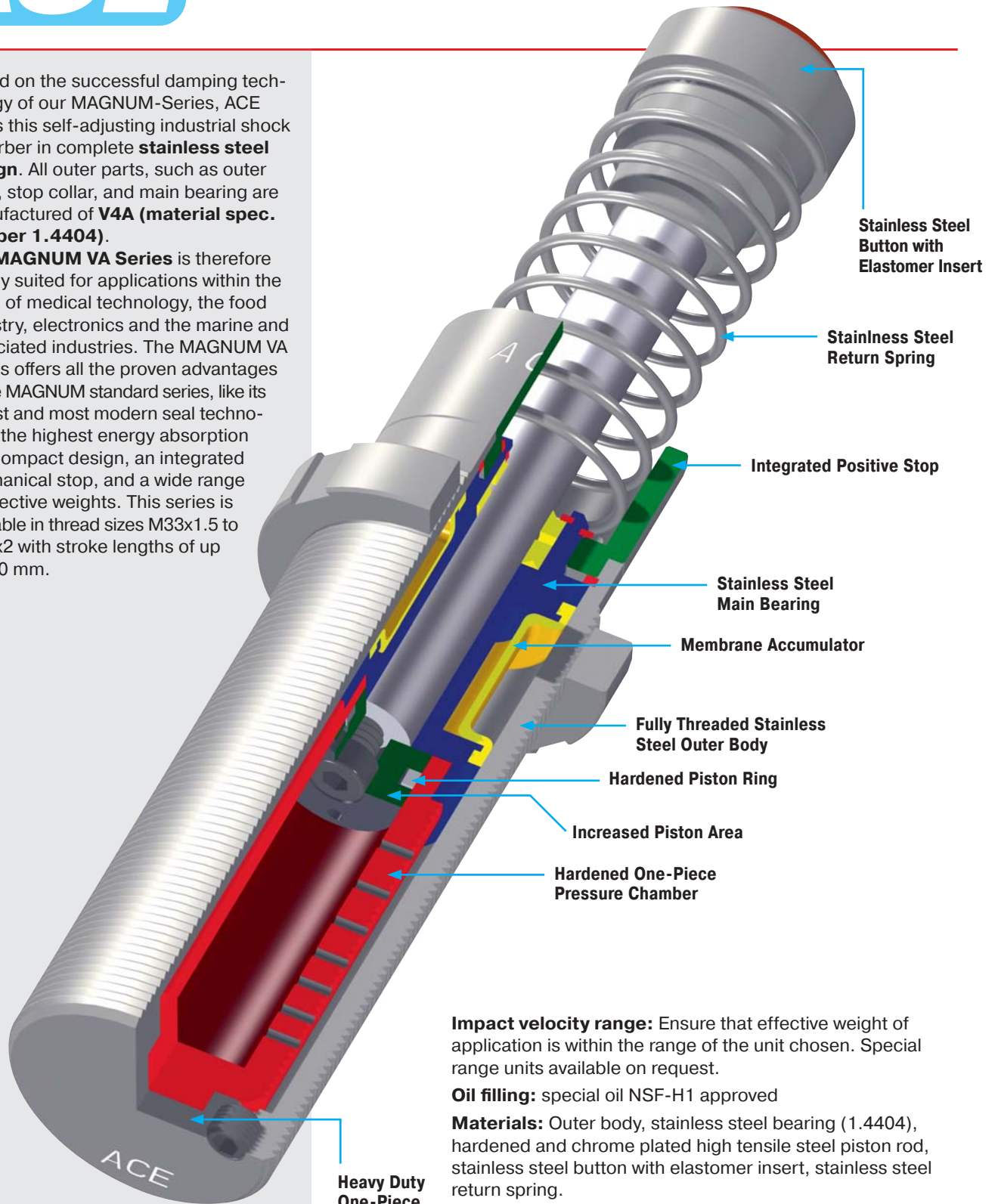


Based on the successful damping technology of our MAGNUM-Series, ACE offers this self-adjusting industrial shock absorber in complete **stainless steel design**. All outer parts, such as outer body, stop collar, and main bearing are manufactured of **V4A (material spec. number 1.4404)**.

The **MAGNUM VA Series** is therefore ideally suited for applications within the fields of medical technology, the food industry, electronics and the marine and associated industries. The MAGNUM VA Series offers all the proven advantages of the MAGNUM standard series, like its robust and most modern seal technology, the highest energy absorption in a compact design, an integrated mechanical stop, and a wide range of effective weights. This series is available in thread sizes M33x1.5 to M64x2 with stroke lengths of up to 100 mm.



Impact velocity range: Ensure that effective weight of application is within the range of the unit chosen. Special range units available on request.

Oil filling: special oil NSF-H1 approved

Materials: Outer body, stainless steel bearing (1.4404), hardened and chrome plated high tensile steel piston rod, stainless steel button with elastomer insert, stainless steel return spring.

Capacity rating: For emergency only applications it is sometimes possible to exceed the published max. capacity ratings. Please consult ACE for further details. If your application exceeds the tabulated W_4 figures (max. energy per hour Nm/hr) consider additional cooling. Ask ACE for further details.

Mounting: In any position

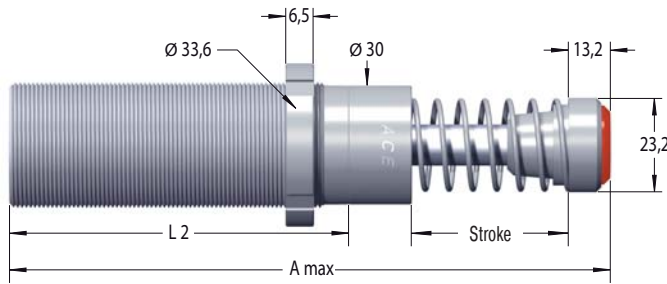
Temperature range: -12°C to 70°C. For higher temperatures consult ACE.

On request: special oils, viton seals and special accessories

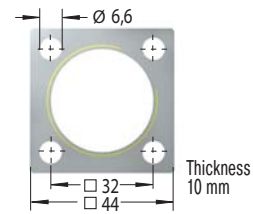
The MAGNUM VA Series also offers a rod button made of V4A with a polyurethane element to reduce noise levels. Additionally all MAGNUM VA dampers are filled with a special oil that conforms to the approval requirements (NSF-H1) of the food industry ex stock.



MC33xxM-V4A

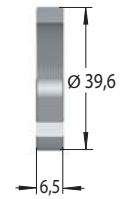


QF33-V4A



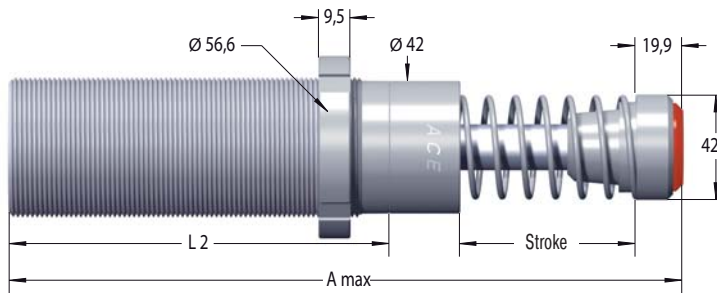
Square Flange

NM33-V4A

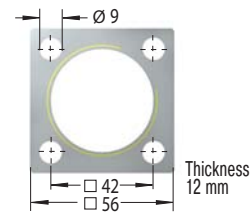


Locking Ring

MC45xxM-V4A

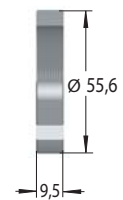


QF45-V4A



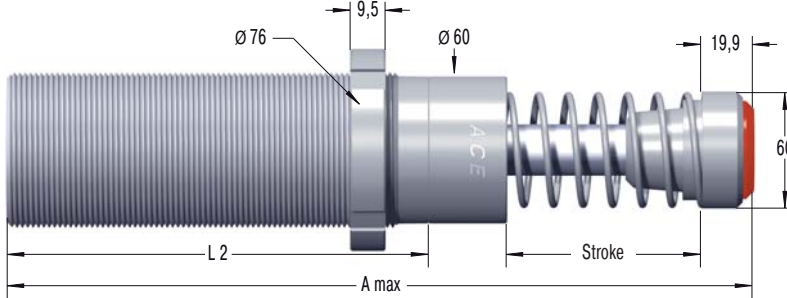
Square Flange

NM45-V4A

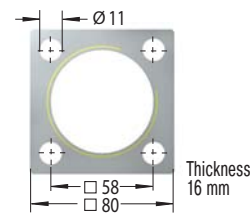


Locking Ring

MC64xxM-V4A

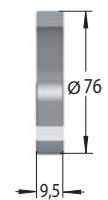


QF64-V4A



Square Flange

NM64-V4A



Locking Ring

Dimensions

Type	Actual Stroke mm	A max	L 2
MC3325M-V4A	23	151.7	83
MC3350M-V4A	48.5	202.2	108
MC4525M-V4A	23	164.5	95
MC4550M-V4A	48.5	214.4	120
MC4575M-V4A	74	265.4	145
MC6450M-V4A	48.5	243	140
MC64100M-V4A	99.5	344	191

Ordering Example

Self-Compensating _____
 Thread Size M45 _____
 Stroke 50 mm _____
 Metric Thread _____
 Effective Weight Range Version _____
 Stainless Steel 1.4404 _____

MC4550M-1-V4A

Capacity Chart MC33/MC45/MC64

Type Self-Compensating	Max. Energy Capacity ² W ₃ Nm/Cycle	1Effective Weight me					Min. Return Force N	Max. Return Force N	Rod Reset Time s	Max. Side Load Angle °	Weight kg
		Soft		Hard							
		-0 min max kg	-1 min max kg	-2 min max kg	-3 min max kg	-4 min max kg					
MC3325M-V4A	155	3 - 11	9 - 40	30 - 120	100 - 420	350 - 1420	45	90	0.03	4	0.45
MC3350M-V4A	310	5 - 22	18 - 70	60 - 250	210 - 840	710 - 2830	45	135	0.06	3	0.54
MC4525M-V4A	340	7 - 27	20 - 90	80 - 310	260 - 1050	890 - 3540	70	100	0.03	4	1.13
MC4550M-V4A	680	13 - 54	45 - 180	150 - 620	520 - 2090	1800 - 7100	70	145	0.08	3	1.36
MC4575M-V4A	1020	20 - 80	70 - 270	230 - 930	790 - 3140	2650 - 10600	50	180	0.11	2	1.59
MC6450M-V4A	1700	35 - 140	140 - 540	460 - 1850	1600 - 6300	5300 - 21200	90	155	0.12	4	2.90
MC64100M-V4A	3400	70 - 280	270 - 1100	930 - 3700	3150 - 12600	10600 - 42500	105	270	0.34	3	3.70

¹ The effective weight range limits can be raised or lowered to special order.

² For emergency only applications it is sometimes possible to exceed the above ratings. Please consult ACE for further details.