



ROD ACTUATOR

NEW

CRES

- Low-cost, User Friendly Actuator
- Dust-proof and Waterproof Spec Compliant with IP55 Standard



ROD ACTUATOR CRES

C

OMPACT

All actuator components are concealed

R

IGID

Splash-Proof construction, complies with IP55 standard

E


CONOMICAL

Low cost, simple structure due to the use fewer components


S

TYLISH

Streamlined, corner-free design



Light weight rod made of tough resin material



Built-in DC brush motor

Robotics quality cable used

Oil-resistant resin

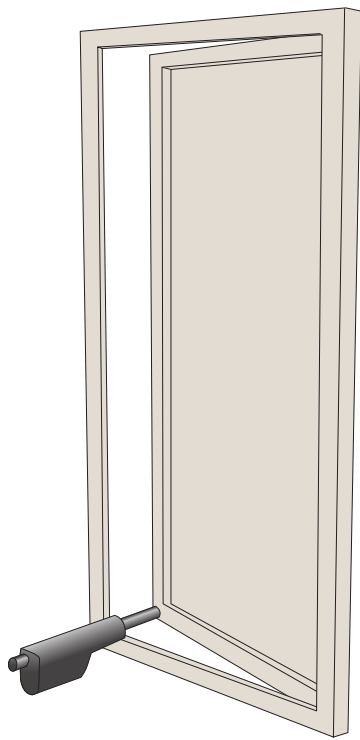
Limit switch embedded in both stroke ends

CRES Actuator Size Lineup

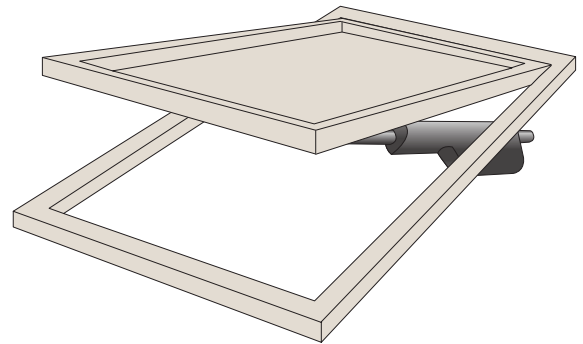
■ High-Speed Type: **CRES 200**
Rated thrust: 196N
Rated speed: 55mm/sec

■ High-Power Type: **CRES 500**
Rated thrust: 490N
Rated speed: 15mm/sec

ROD ACTUATOR CRES

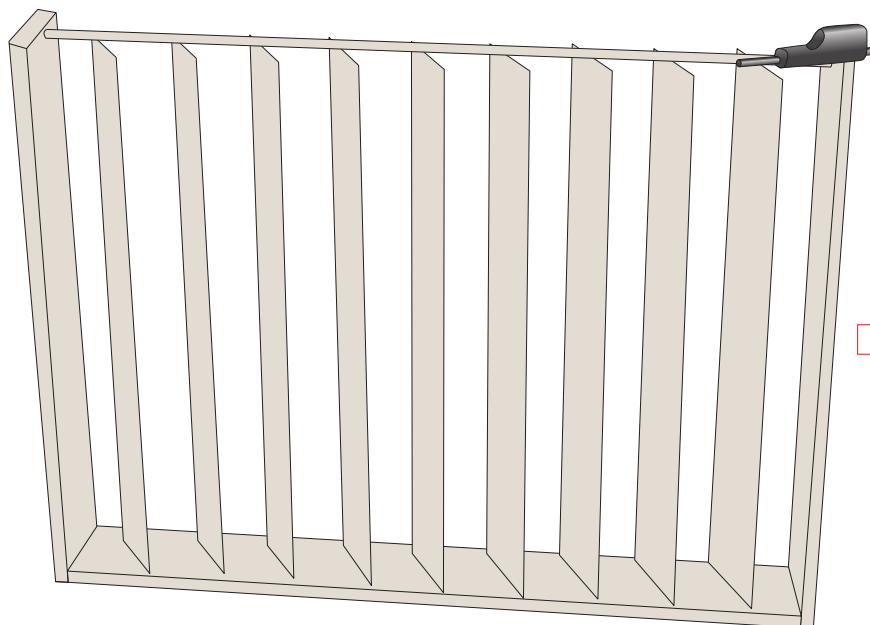


High-rise windows,
exhaust windows, etc.

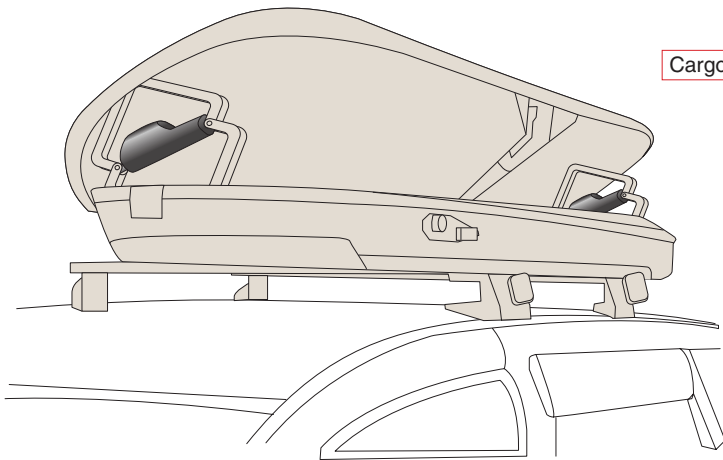


APPLICATIONS —Examples—

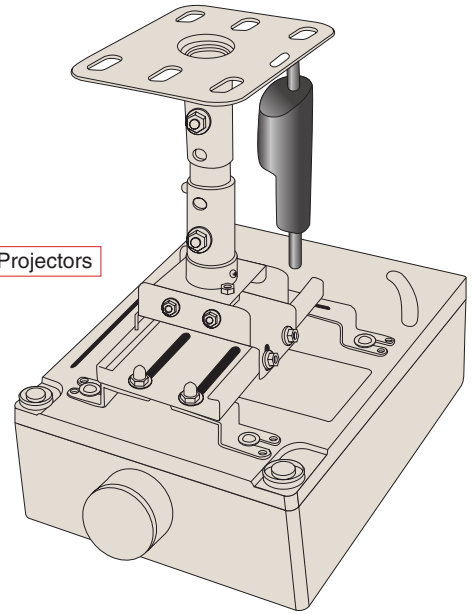
The CRES Rod type actuator can be used in various applications requiring simple movement with simple control, such as electrically powered opening of high-rise windows (skylights, greenhouse windows, etc.) and electrically powered window blinds.



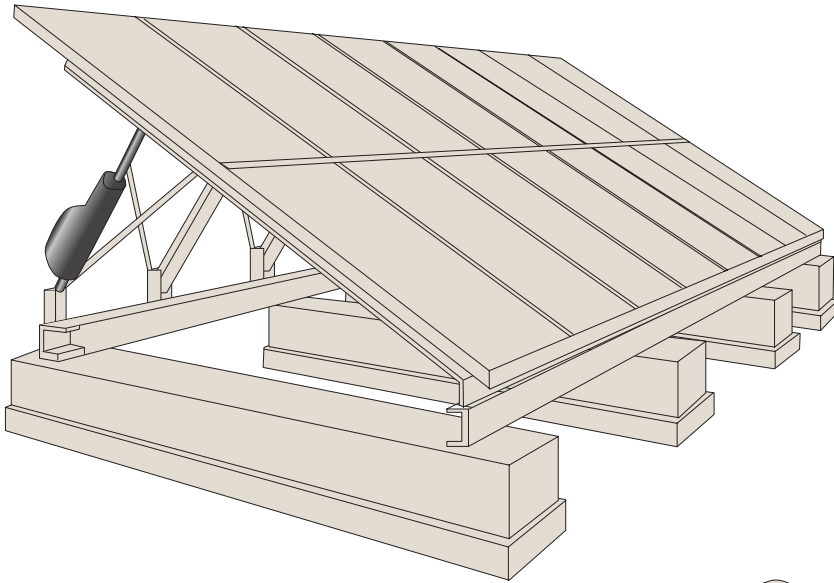
Blind



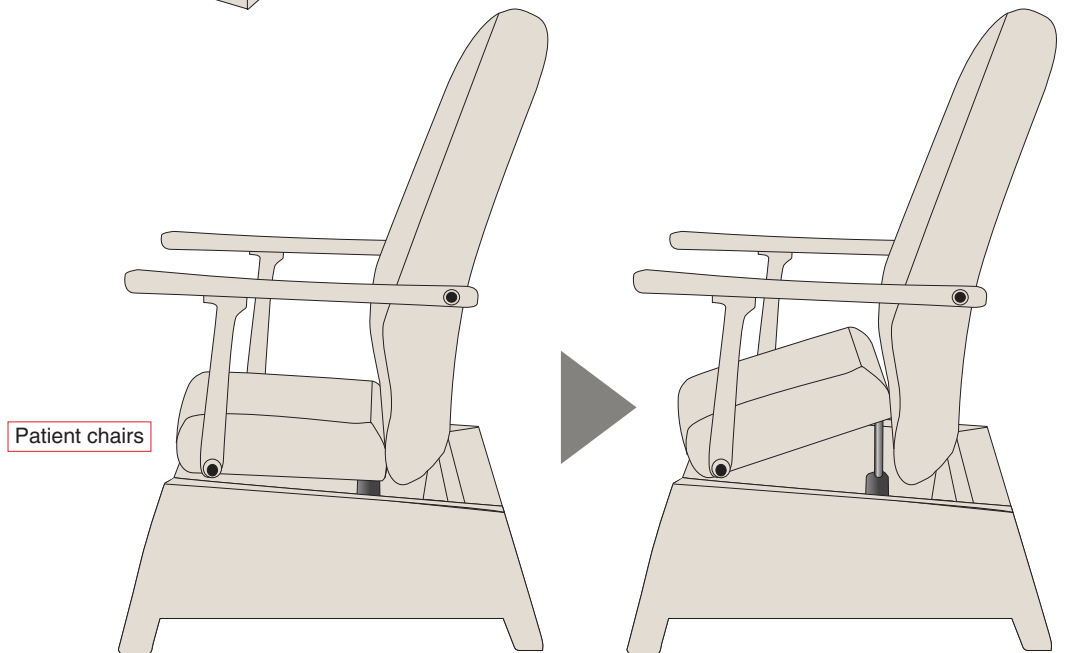
Cargo boxes



Projectors

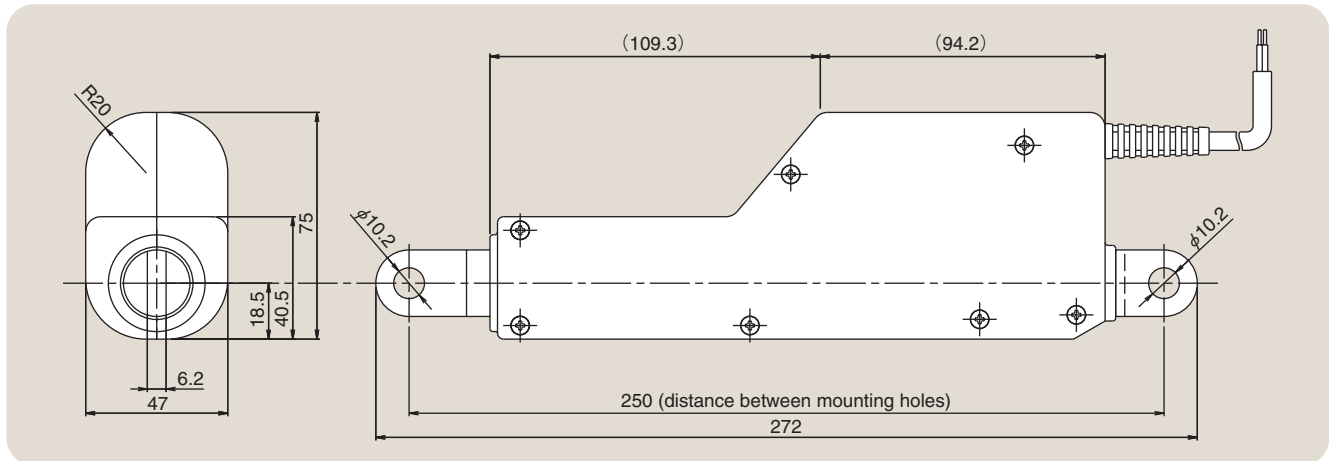


Solar systems



Patient chairs

Outlines dimensions of CRES



Model number designation of CRES

CRES 200 – 130 – 12 – E

① ② ③ ④ ⑤

①	Model No.	CRES
②	Applicable thrust	200: 196N (20kgf) type 500: 490N (50kgf) type
③	Stroke length	50mm • 100mm • 130mm
④	Motor voltage	12: DC12V E: other (optional)
⑤	Cable end treatment	No symbol: none (pre-soldered only) E: other (optional)

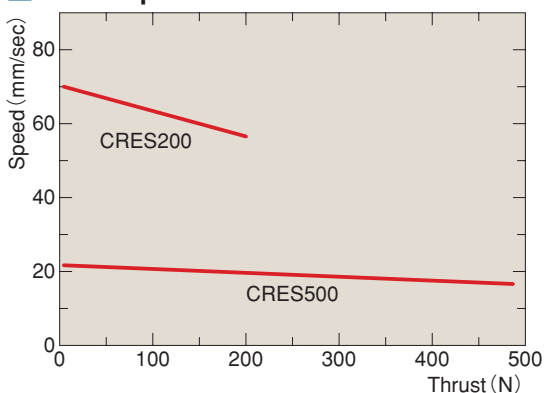
* Standard cable has a length of 1,000mm (with wire end pre-soldered).

Specifications of CRES

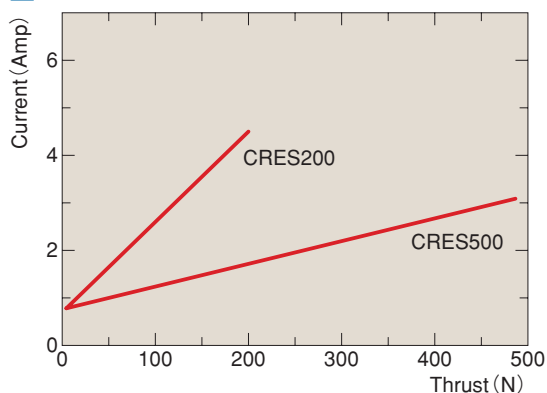
Basic specifications

Item	Unit	CRES200	CRES500	
Rated speed (at rated thrust)	mm/sec	55	15	
Rated thrust (at 12VDC, 4.5A input)	N	196	490	
Screw lead	mm	6	2	
Motor (DC motor)	-	DC12V±15%		
Rod diameter	mm	φ 22		
Service temperature environment	-	-10°C to +60°C (20 to 80% RH or less)		
Storage temperature environment	-	-20°C to +70°C (20 to 80% RH or less)		
Max stroke	mm	50	100	130
Limit switch active position	mm	0, 50	0, 100	0, 130
Mass	g	700		

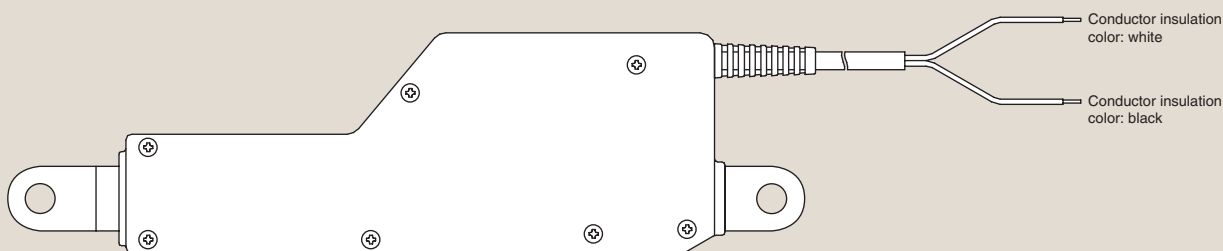
Thrust-speed characteristic



Thrust-current characteristic

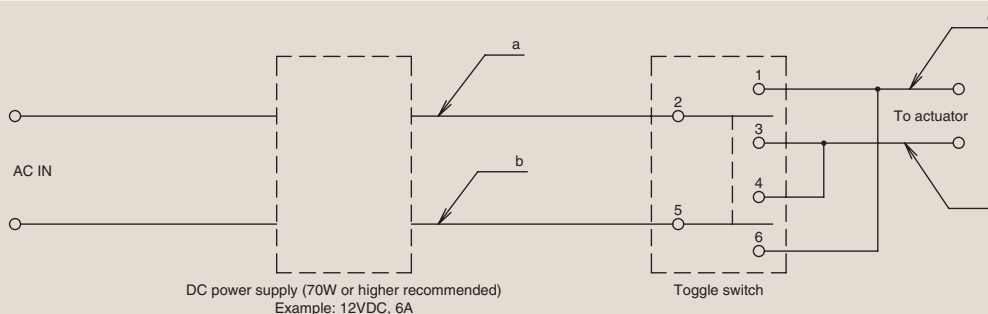


Operating Direction of CRES



The actuator extends if a positive current is connected to the white cable.

Example of Wiring CRES



In the figure above, the actuator extends if a positive current is applied to "a," the white colored conductor of the actuator is connected to "c" and the black colored conductor to "d," and then the toggle switch is turned on at 2-1 and 5-4.

Other

To use this product in a special environment, change the motor voltage rating or the connector type, please contact THK.

Change the motor voltage rating or the connector type, please contact THK

- Do not apply a moment to the rod.
- When using a 12-V power supply, do not exceed 8A. This may generate heat and result in fire.
- The stroke is controlled between the ends at 0 to 50, 100 and 130. If an intermediate stop is desired, please provide an external switch.

Be sure to observe the following for safe use of this product.

Warning

Do not have sudden impact.

Observe not to drop the product or have an impact on the product when storing, transporting, installing or operating it. Doing so may cause injury or malfunction.

Do not disassemble the product.

Do not disassemble, alter or repair the product by yourself. Doing so may cause fire, electric shock or malfunction. In addition, unauthorized disassembly will void the product warranty.

Do not use the product at voltage other than the rated voltage.

Do not use the product at a voltage other than the operating conditions, supply voltage. Doing so may cause fire or electric shock.

Unplug the power cord if abnormal performance occurs.

If you experience an abnormal operating conditions, such as abnormal noise, smoke and abnormal odor, unplug the power cord. Using the product in an abnormal condition may cause fire, electric shock or malfunction.

Do not touch any moving part.

Do not touch any moving part during operation. Use particular care not to let children touch them. It may cause injury or malfunction.

ROD ACTUATOR

CRES

THK CO., LTD.

HEAD OFFICE 3-11-6, NISHI-GOTANDA, SHINAGAWA-KU, TOKYO 141-8503 JAPAN
ASIA PACIFIC SALES DEPARTMENT PHONE:(03)5434-0351 FAX:(03)5434-0353

NORTH AMERICA

CHICAGO
PHONE:(847)310-1111 FAX:(847)310-1182
NEW YORK
PHONE:(845)369-4035 FAX:(845)369-4909
ATLANTA
PHONE:(770)840-7990 FAX:(770)840-7897
LOS ANGELES
PHONE:(949)955-3145 FAX:(949)955-3149
SAN FRANCISCO
PHONE:(925)455-8948 FAX:(925)455-8965
BOSTON
PHONE:(781)575-1151 FAX:(781)575-9295
DETROIT
PHONE:(248)858-9330 FAX:(248)858-9455
TORONTO
PHONE:(905)820-7800 FAX:(905)820-7811
BRASIL (SÃO PAULO)
PHONE:(011)3767-0100 FAX:(011)3767-0101

EUROPE

DÜSSELDORF
PHONE:0049-(0)2102-7425-0 FAX:0049-(0)2102-7425-299
STUTTGART
PHONE:0049-(0)7150-9199-0 FAX:0049-(0)7150-9199-888
MÜNCHEN
PHONE:0049-(0)89-370616-0 FAX:0049-(0)89-370616-26
U.K.
PHONE:0044-(0)1908-303050 FAX:0044-(0)1908-303070
MILANO
PHONE:0039-039-2842079 FAX:0039-039-2842527
BOLOGNA
PHONE:0039-051-6412211 FAX:0039-051-6412230
SWEDEN
PHONE:0046-(0)8-4457630 FAX:0046-(0)8-4457639
AUSTRIA
PHONE:0043-(0)7229-51400 FAX:0043-(0)7229-51400-79
SPAIN
PHONE:0034-93-652-5740 FAX:0034-93-652-5746
THK FRANCE S. A. S.
PHONE:0033-(0)4-37491400 FAX:0033-(0)4-37491401
SOUTH AFRICA
PHONE:0027-(0)44-2720020 FAX:0027-(0)44-2720020

CHINA

THK (SHANGHAI) CO.,LTD.
PHONE:(21)6334-5131 FAX:(21)6334-5137
BEIJING
PHONE:(10)6590-3259 FAX:(10)6590-3557
THK SHOUZAN CO.,LTD.
PHONE:2376-1091 FAX:2376-0749

TAIWAN

TAIPEI
PHONE:(02)2888-3818 FAX:(02)2888-3819
TAICHUNG
PHONE:(04)2359-1505 FAX:(04)2359-1506
SOUTHERN
PHONE:(06)289-7668 FAX:(06)289-7669

KOREA (SEOUL)

PHONE:(02)3468-4351 FAX:(02)3468-4353

MALAYSIA (KUALA LUMPUR)

PHONE:(03)9287-1137 FAX:(03)9287-8071

INDIA (BANGALORE)

PHONE:(080)2330-1524 FAX:(080)2330-1524

